










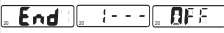























SUMMARY OF FUNCTIONS AND BUTTONS

The follow brief instructions are by no means an alternative to reading the information supplied in this manual. The following tables are both a concise and quick reference with regard to pump use and its buttons.

Time control buttons: the buttons must be pressed for a few seconds if a command is to be carried out. This ensures that if the patient accidentally touches a button, no commands will be activated.

INSERTING BATTERY PHASE	BUTTONS  / 	PUMP ACTIVATION / SYRINGE SIZES AND END INFUSION SIGNAL The syringe sizes and the end infusion signal can only be selected and/or changed immediately following the battery insertion. <ul style="list-style-type: none"> The screen will show all symbols Syringes Size setting (10 / 20 ml) Setting the acoustic signal of end infusion Piston self-adjust Pump switches OFF 	SCREEN     
	BUTTONS  depress simultaneously  depress simultaneously  depressed for 8 seconds 	PUMP SWITCH OFF / STORING OF PARTIAL SYRINGE VOLUME <ul style="list-style-type: none"> Reversing of the pump piston to the start position Storing of the partial syringe volume Reading of no. of infusions delivered 	SCREEN   
PUMP OFF	BUTTONS  / 	PROGRAMMING THE DELIVERY TIME / PRIME <ul style="list-style-type: none"> Decreasing or increasing of the delivery time Delivery time storing Prime (0.2 ml) Pump piston return (partial) 	SCREEN   
	BUTTONS  depress simultaneously   depress simultaneously  depress simultaneously	PUMP ON <ul style="list-style-type: none"> Pump switches ON 	SCREEN 
PUMP ON	BUTTONS  depress simultaneously	PUMP OFF <ul style="list-style-type: none"> Pump switches OFF 	SCREEN 
	BUTTONS  depress simultaneously	END OF INFUSION <ul style="list-style-type: none"> End of infusion Piston automatic reversing Automatic switch OFF 	SCREEN   
END OF INFUSION	BUTTONS  depress simultaneously	PUMP OFF <ul style="list-style-type: none"> Pump switches OFF 	SCREEN 
	BUTTONS  depress simultaneously	END OF INFUSION <ul style="list-style-type: none"> End of infusion Piston automatic reversing Automatic switch OFF 	SCREEN 